

Nearly 70 million Americans suffer from digestive disorders such as gastroesophageal reflux disease (GERD), ulcers, gastritis, pancreatic and gall bladder disease, esophageal and colon cancers, and acute and chronic liver disease—debilitating conditions that can profoundly affect both the health and overall quality of life of those afflicted.

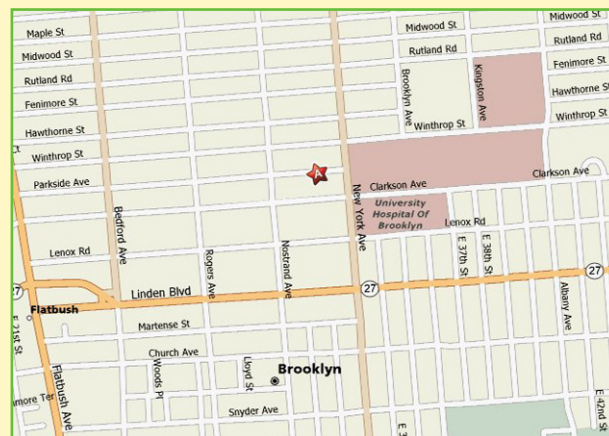
The Digestive Disease Center at SUNY Downstate Medical Center provides expertise in all aspects of gastrointestinal disease management in a multi-disciplinary environment.

As an academic tertiary medical center we offer complete services for evaluating gastrointestinal motility disorders, anorectal and colonic problems and liver disease. Our fully-equipped endoscopy unit provides advanced diagnostic and therapeutic techniques such as EUS, EMR, BARRx, photodynamic therapy (PDT), capsule endoscopy, single balloon enteroscopy, esophageal and anorectal manometry and Remicade infusion therapy. In addition, our Pancreaticobiliary Center offers EUS and ERCP procedures, including all therapeutic techniques, and sphincter of Oddi manometry. We also have well-established services in interventional radiology, laparoscopic surgery, pediatric gastroenterology, surgery and GI oncology. Digestive Disease Center physicians coordinate all aspects of patient testing and treatment in one convenient location, and maintain communication with referring physicians, providing a seamless continuum of care.

Patients requiring consultation and treatment for complex issues or advanced therapeutic endoscopy will find that the Digestive Disease Center offers the best care in Brooklyn.

Consultative services are available with minimal wait time.
Same day and urgent consultation appointments are available.

Most insurance plans are accepted, including Medicare, Medicaid and Medicare Managed Plans.



Parking is available on site.

Subway: Take the 2 or 5 train to Winthrop and walk 1/2 block east.

Bus: Take the B-12 or B-44 buses to the corner of Clarkson and New York Avenues, then walk 1 block north and 1/4 block west.



**SUNY
DOWNSTATE**
Medical Center

Digestive Disease Center
760 Parkside Avenue, Brooklyn, NY 11226
Phone (718) 282-7234 • Fax (718) 282-7239
www.DownstateGI.org



STATE UNIVERSITY OF NEW YORK DOWNSTATE MEDICAL CENTER DIGESTIVE DISEASE CENTER

760 Parkside Avenue, Brooklyn, NY 11226 (718) 282-7234



COMPREHENSIVE GI SERVICES

The Digestive Disease Center at SUNY Downstate Medical Center provides expertise in all aspects of gastrointestinal disease management, including:

GENERAL GASTROENTEROLOGY

ADVANCED ENDOSCOPY

PANCREATICOBILIARY DISEASE

ESOPHAGEAL AND MOTILITY DISORDERS

INFLAMMATORY BOWEL DISEASE

LIVER DISEASE

PEDIATRIC GASTROENTEROLOGY

GASTROINTESTINAL RADIOLOGY

GASTROINTESTINAL SURGERY

GASTROINTESTINAL ONCOLOGY

RADIATION ONCOLOGY

PATHOLOGY

NUTRITION

BROOKLYN'S ONLY ACADEMIC MEDICAL CENTER

Our reputation for excellence and innovation comes from the unequalled success of our large clinical practice, advanced technology, cutting-edge research programs, and one of the largest GI fellowship programs in the United States, where we dedicate ourselves to teaching the future leaders in our field.

MULTI-DISCIPLINARY APPROACH

Much of our success is due to the multi-disciplinary approach of our physicians, many of whom are recognized as Best Doctors in America®. The close relationship among the Departments of Gastroenterology and Hepatology, Pediatric Gastroenterology, Radiology, Surgery, Radiation Oncology and Pathology is evident at weekly multi-disciplinary conferences where patient cases are reviewed, their management is discussed, and decisions are made collaboratively, enabling us to diagnose and treat even the most complex disorders.

BRAND NEW ENDOSCOPY CENTER

The Digestive Disease Center is located in a beautiful new, modern facility on the campus of SUNY Downstate Medical Center, just two blocks from University Hospital of Brooklyn.

At our state-of-the-art Endoscopy Center, patients have access to virtually every available endoscopic, manometric and treatment option—plus some investigational diagnostic and therapeutic procedures not available elsewhere.

In recognition of our having met nationally recognized standards of service and performance, the Digestive Disease Center has been certified by the Association for Ambulatory Health Care.

GENERAL GASTROENTEROLOGY

In addition to routine colorectal screenings, we provide diagnoses and treatment for a wide range of medical problems related to the stomach, intestinal tract, biliary tract, gallbladder, bowel and liver, including:

- Colon polyps and colon cancer
- Constipation
- GI bleeding
- Hemorrhoids
- Irritable bowel syndrome
- Chronic diarrheal disorder
- Peptic ulcer disease
- Rectal incontinence
- Dysphagia (Swallowing Disorders)
- Anemia and occult bleeding
- Diverticular disease



One of the doctors confers with his patient prior to her colonoscopy.

ADVANCED ENDOSCOPY

The enormous medical breakthrough of endoscopy allows for direct internal examination and much more accurate diagnosis and treatment of digestive and liver problems, without invasive surgical procedures.

Our highly trained physicians are at the forefront in the use and development of innovative treatments and leading-edge technology. Medical Director Frank Gress is one of the pioneers of endoscopic ultrasound and literally wrote a textbook on the procedure.

Our state-of-the-art Endoscopy Center offers a full range of advanced diagnostic and therapeutic endoscopic services, including:

- Endoscopic retrograde cholangiopancreatography (ERCP)
- Sphincter of Oddi manometry (SOD)
- Endoscopic ultrasound with fine-needle aspiration (EUS FNA)
- Colonic stents, esophageal stents, small bowel stents and other stent placement for palliative purposes
- Small bowel enteroscopy to evaluate gastrointestinal bleeding
- Video capsule endoscopy
- EMR, BARRx and photodynamic therapy
- Routine colonoscopy screening and treatment of small tumors and polyps
- Esophageal dilation
- SpyGlass™ System which allows for greater direct visualization of the bile and pancreatic ducts and can improve results for patients
- Single balloon enteroscopy
- Advanced radiological imaging, such as MRI, MRCP, EUS, CT and PET scans, provide detailed information to increase diagnostic accuracy
- Remicade infusion therapy
- Screening for Barrett's Esophagus for those suffering from chronic reflux disease
Barrett's esophagus is a precancerous condition associated with GERD. Procedures such as **EUS, EMR, and photo-dynamic and BARRx ablation therapies** effectively treat this and early esophageal disease.

"We've gained a reputation for our ability to successfully manage complex, rare and challenging cases. Many of our patients are referred by other institutions and physicians."

— Dr. Frank Gress, Medical Director of the Digestive Disease Center

MOTILITY DISORDERS

Our Motility Center offers diagnostic and treatment services for all motility-related gastrointestinal diseases, including IBS, swallowing disorders such as achalasia, women's health issues in gastroenterology, fecal incontinence, constipation, non-cardiac chest pain and gastroesophageal reflux disease (GERD).

In addition, we offer diagnostic procedures such as **esophageal manometry** and **anorectal manometry**. **Capsule endoscopy** is used to diagnose patients with obscure bleeding or small bowel diseases.

Using advanced endoscopic techniques such as **esophageal Ph monitoring** and **impedance**, we are able to diagnose gastroesophageal reflux disease (GERD) and develop an individualized treatment plan using medical, endoscopic or surgical intervention.

Bravo Ph monitoring and **impedance monitoring** provide total reflux monitoring. Patients presenting with cough, heartburn, regurgitation and chest pain are often difficult to diagnose using traditional acid monitoring approaches. Combining impedance and Ph testing enables us to reliably distinguish between patients with acid reflux association, non-acid reflux association, and symptoms with no reflux association.

We offer the most up-to-date treatments to stabilize symptoms and help patients manage their illness with fewer flare-ups. **Biofeedback techniques** are used for the management of incontinence and constipation.



PANCREATICOBILIARY DISEASE

The Pancreaticobiliary Center is dedicated to the comprehensive assessment and treatment of patients with acute and chronic pancreatitis, pancreatic cancer, bile duct cancers, sphincter of Oddi dysfunction (SOD), and other disorders of the biliary tract and pancreas.

Coordinated patient care, with physicians from a variety of disciplines, means comprehensive care is received in one central location. Doctors work together to develop a unified, individualized treatment plan.

Our physicians use state-of-the-art diagnostic equipment and the most advanced techniques to offer our patients the best care possible.

TESTING AND TREATMENT INCLUDE:

- ERCP (endoscopic retrograde cholangiopancreatography), which allows the physician to visualize the biliary and pancreatic ducts where immediate diagnosis and treatment can take place
- Endoscopic ultrasound (EUS), which uses sound waves to produce images of the pancreas and surrounding areas, is more effective than a CT scan in diagnosing and staging cancer. It is also used in screening for pancreatic lesions and cancer in high risk groups.
- EUS-guided fine-needle aspiration of pancreatic cysts and tumors and EUS-guided celiac block for chronic abdominal pain
- Pancreatic and biliary sphincterotomy and stenting
- Balloon dilation and stenting of post liver transplantation biliary strictures
- Mechanical and electrohydraulic lithotripsy
- Endoscopic necrosectomy
- EMR (endoscopic mucosal resection) of superficial esophageal, gastric or intestinal cancer
- Sphincter of Oddi (SOD) manometry
- Specialized radiological imaging for examining the pancreas, including Helical/Multi-detector CT and MRCP
- Placement of enteral metal stents for palliation of obstructions due to cancer to improve the patient's quality of life

SURGERY

The Digestive Disease Center is one of the few centers in New York where advanced surgical procedures such as pancreatic surgery are performed. We specialize in pancreaticoduodenectomy (the Whipple procedure) and distal pancreatectomy for benign and malignant disease. Our surgeons also perform laparoscopic distal pancreatectomy, along with spleen-sparing surgery.

INFLAMMATORY BOWEL DISEASE

Physicians at the Digestive Disease Center utilize state-of-the-art diagnostics and therapies in the management of inflammatory bowel disease (IBD), particularly Crohn's disease and ulcerative colitis (UC). Despite decades of research, the causes of ulcerative colitis and Crohn's disease remain obscure. Although there's no known cure, treatment may dramatically reduce the symptoms and bring about remission.

Both standard and experimental drug therapies are available. Remicade infusion has made a major impact on therapy for Crohn's disease.

SURGERY

Surgical options include side-to-side isoperistaltic stricturoplasty (SSIS), colectomy, proctocolectomy and ileostomy.

Another option is a complex multistage procedure in which the surgeon removes the colon, creates an internal ileal pouch from the small intestine, attaches it to the anal sphincter muscle (ileoanal anastomosis), and creates a temporary ileostomy. After the ileoanal anastomosis heals, the ileostomy is closed and passage of feces through the anus is reestablished.

LIVER DISEASE

Our team of physicians is recognized for its expertise in the diagnosis and treatment of liver disease.

Comprehensive hepatology services include diagnosis and management of viral, autoimmune and metabolic liver diseases, hepatitis B and C, hepatocellular carcinoma and primary biliary cirrhosis.

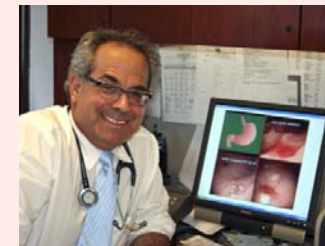
We provide a wide range of care utilizing state-of-the-art therapies and techniques such as:

- Antiviral therapy for patients with chronic viral hepatitis
- Immunization against viral hepatitis
- Nutrition counseling
- Alcohol addiction services
- Chemoembolization
- Liver resections
- Variceal obliterative therapy (sclerotherapy, banding)
- Transjugular intrahepatic portosystemic shunt placement (TIPS)
- Surgical portosystemic shunts
- Evaluation for liver transplantation



PEDIATRIC GASTROENTEROLOGY

Our pediatric gastroenterologists are the most experienced group in the entire city of New York. Each of them has more than 25 years experience caring for infants, children and adolescents with gastrointestinal, liver, pancreas and nutritional diseases and conditions.



Dr. William Treem reviews an infant's endoscopy indicating gastric hemangioma, a vascular malformation in the stomach that caused upper gastrointestinal bleeding.

We provide the most advanced care for children with recurrent abdominal pain, constipation, chronic diarrhea, gastroesophageal reflux, celiac disease, eosinophilic esophagitis, food allergies affecting the gastrointestinal tract, viral hepatitis, chronic liver disease, pancreatitis, jaundice, gallstones, non-alcoholic fatty liver disease, Hirschsprung's disease,

hypercholesterolemia, Crohn's disease and ulcerative colitis, obesity, malnutrition and failure to grow and gain weight.

Our state-of-the-art pediatric endoscopy facilities enable all necessary procedures to be carried out safely and conveniently by skilled pediatric physicians.

GASTROINTESTINAL SURGERY

When surgery is required, the Digestive Disease Center's highly skilled surgeons provide comprehensive care for patients with disorders of the gastrointestinal tract, in coordination with our gastroenterologists, cardiologists and other consultants.

Ninety-five percent of our gallbladder surgery is performed laparoscopically and patients typically go home the same day. Our surgeons have special expertise in colorectal surgery, including laparoscopic colon resection for diseases such as diverticulitis and colon cancer, as well as anorectal procedures for treatment of hemorrhoids and surgical treatment for IBD. We also perform advanced hepatobiliary and pancreatic surgery. Specifically, we specialize in treatment for malignant diseases such as cancer of the stomach, colon, pancreas and liver, and benign diseases such as gallstones, ulcers, pancreatitis, hemorrhoids and hiatal hernia.

No matter what the patient's needs are, coordinated care is delivered with compassion.

GASTROINTESTINAL RADIOLOGY

Gastrointestinal radiologists provide a full range of diagnostic and interventional/therapeutic procedures. The department is equipped with state-of-the-art imaging technology and experienced radiologists perform modern imaging of the gastrointestinal tract and abdominal viscera, including MRI, computed tomography, and nuclear imaging studies such as gastric motility and emptying evaluation. Virtual colonoscopy, recently endorsed by the American Cancer Society as a screening test for colon cancer, has been added to the Department's portfolio of services.

Interventional radiologists perform a variety of percutaneous minimally invasive procedures such as transcatheter arterial embolization and transjugular intrahepatic portosystemic shunt (TIPS) procedures for upper and lower GI bleeding and for portal hypertension. Percutaneous biopsies of all abdominal structures are performed. Transvenous liver biopsy is available in high risk patients. Drainage and shunt procedures for intractable ascites are offered. The Division also assists in management of neoplasms by chemoembolization, radiofrequency, and chemical or cryoablation. Gastrostomy, gastrojejunostomy and cecostomy can be performed for alimention and decompression.



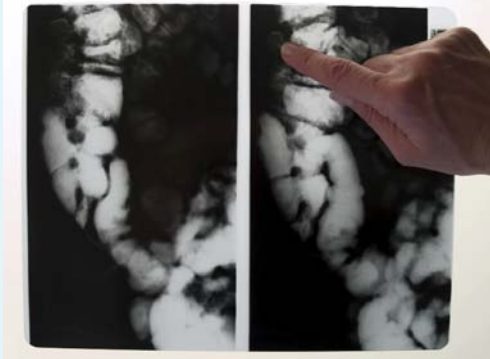
Dr. Michael Zenilman performs surgery on a patient with pancreatic disease.

GASTROINTESTINAL ONCOLOGY

Our oncologists offer a wide spectrum of cancer control activities, from prevention to rehabilitation and long-term follow-up. Comprehensive evaluation and treatment is provided for gastrointestinal cancer, esophageal cancer, gastric cancer, intestinal cancer, liver cancer, pancreatic cancer, and anal, perianal and colorectal cancer. Most invasive disease requires surgical resection, where possible, and a team approach involving the optimal application of all techniques including chemotherapy and radiation.

Oncologists at the Digestive Disease Center provide chemotherapy for various stages of cancer. We offer adjuvant chemotherapy as well as various targeted therapies.

As a member of the Eastern Cooperative Oncology Group, one of the largest clinical cancer research organizations in the United States, we also conduct clinical trials in various types of adult cancers.



“The volume and diversity of our clinical patient base provide excellent data for research as well as the opportunity to teach others.

Research and education are an important part of Downstate’s mission and enable us to provide the most state-of-the-art medical care possible.”

— Dr. Michael Zenilman, Chairman of the Department of Surgery

RADIATION ONCOLOGY

The Department of Radiation Oncology offers a broad range of oncologic services. Our radiation therapy facilities feature the latest high energy linear accelerator with external beam low and high energy x-rays and electrons,

in addition to interstitial and intracavity therapy. High technology radiation treatment is available with the use of intensity modulated radiation therapy. State-of-the-art CT simulator and 3-D computerized dosimetry round out the treatment planning.

Services are coordinated with chemotherapy and surgery, and are performed by our expert staff of physicians, radiation technologists and nurses.

Comprehensive nursing care, including nutrition and social work services, is a significant part of every patient’s care.

We also have a weekly support group to encourage and support our patients.

RESEARCH & EDUCATION

Key elements of our academic mission are research and education, and we have one of the largest ACGME-accredited gastroenterology fellowship programs in the country.

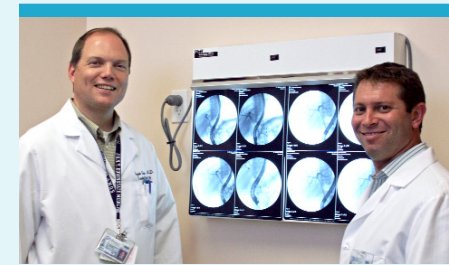
Our research program is continuously evolving. Clinical trials focus on therapies for a wide range of GI disorders, including chronic pancreatitis, Barrett’s esophagus, IBD and hepatitis. We have a lab specializing in hepatic research. We collaborate with Dr. Zenilman’s laboratory in the Department of Surgery to study the molecular aspects of pancreatitis and pancreatic cancer, and also with the International AIDS Vaccine Initiative in the development of an HIV vaccine.

Our clinical endoscopy-related research program involves multi-center and collaborative studies, and includes prospective and retrospective studies in EUS, ERCP, BARRx, PDT, cryotherapy and EMR. There is ongoing research in therapeutic endoscopy, including endoscopic ultrasound, and natural orifice transluminal endoscopic surgery (NOTES), which may help provide improved care and results for patients.

Dr. Frank Gress, Medical Director of the Digestive Disease Center, has been at the forefront in the field of endoscopic ultrasound since its emergence in the early 90s. A graduate of Mount Sinai School of Medicine, Dr. Gress completed advanced therapeutic endoscopy training at the renowned Division of Gastroenterology and Hepatology at Indiana University Medical Center under the mentorship of Dr. Robert Hawes and Dr. Glen Lehman, pioneers in the field. He also trained in lasers, PDT, endoluminal stents and endoscopic retrograde cholangiopancreatography (ERCP).

Dr. Gress has served on the faculties of Indiana University, Winthrop University Hospital, and Duke University Medical Center, as well as chief of their endoscopy services. He is currently Professor of Medicine and Chief of the Division of Gastroenterology and Hepatology at SUNY Downstate Medical Center.

An active member of several national GI societies, Dr. Gress has published over 80 articles in peer-reviewed journals and contributed more than 25 textbooks chapters on such subjects as clinical gastroenterology, pancreatitis, pancreatic cancer, advanced endoscopy, endoscopy training simulators and clinical applications of EUS. His textbook on Endoscopic Ultrasonography, published in 2000, is still in use, with an updated released in 2008.



Dr. Frank Gress, a pioneer of endoscopic ultrasonography, confers with Dr. Adam Goodman, who specializes in esophageal diseases.

PHYSICIANS & STAFF

Our outstanding faculty has extensive clinical and research experience. Our physicians have trained and held prior faculty appointments at some of the nation’s most prestigious institutions including Duke, Mayo, Johns Hopkins, Yale, NYU, Emory, Brigham and Women’s Hospital and Albert Einstein College of Medicine. Many have also served as department chiefs at major medical centers and teaching hospitals, and as officers, council members and committee chairmen of national GI organizations.

A number of our doctors have been nationally recognized by Castle Connolly, Consumers’ Research Council of America and the Best Doctors in America®.

GASTROENTEROLOGY

FRANK G. GRESS, MD

Medical Director, Digestive Disease Center
Division Chief, Gastroenterology and Hepatology

VERONIKA DUBROVSKAYA, MD
Gastroenterology

ADAM J. GOODMAN, MD
Director, Endoscopy

YOUNG LEE, MD
Director, Pancreaticobiliary Services, VAMC

SAFAK REKA, MD
Gastroenterology

DAHANN SEAMAN, MD
Director, Pancreaticobiliary Endoscopy

NALINI SHARMA, MD
Assistant Director, Liver Center

ONCOLOGY

GURINDER S. SIDHU, MD
Oncology and Hematology

PATHOLOGY

TERESA M. ALASIO, MD
Surgical Pathology and Cytopathology

ANTHONY D. NICASTRI, MD
Surgical Pathology

PEDIATRIC GASTROENTEROLOGY

STANLEY E. FISHER, MD
Department Chair, Pediatrics

RADHA NATHAN, MD
Pediatric Gastroenterology

STEVEN M. SCHWARZ, MD
Pediatric Gastroenterology

WILLIAM R. TREEM, MD
Division Chief, Pediatric Gastroenterology, Hepatology and Nutrition

RADIATION ONCOLOGY

KWANG NAM CHOI, MD
Radiation Oncology

MARVIN ROTMAN, MD
Department Chair, Radiation Oncology

RADIOLOGY

JOHN AMODIO, MD
Pediatric Gastrointestinal Imaging

WOO CHOI, MD
Abdominal Cross-Sectional Imaging

MICHAEL HERSKOWITZ, MD
Interventional Radiology

ALAN M. KANTOR, MD
Cross-Sectional Imaging

DANIEL LEVIN, MD
Interventional Radiology

AMIRAM SAMIN, MD
Gastrointestinal Radiology

SALVATORE SCLAFANI, MD
Department Chair, Radiology

ARNOLD STRASHUN, MD
Abdominal Nuclear Imaging

HARRY ZINN, MD
Abdominal Cross-Sectional Imaging

SURGERY

WILBUR B. BOWNE, MD
Gastrointestinal Oncologic Surgery

DALE A. DISTANT, MD
Division Chief, Transplant Surgery
Liver Disease

LISA DRESNER, MD
General Abdominal Surgery

ROBERT W. SCHULZE, MD
Surgical Nutrition

ALEXANDER SCHWARTZMAN, MD
Laparoscopic Surgery and Hepatobiliary Disease

MICHAEL E. ZENILMAN, MD
Department Chair, Surgery
Pancreatic and Hepatobiliary Disease

STAFF

WINSOME JEFFRIES, RN—Nurse Manager

MARILYN SOTIRIADIS—Director, Practice Management

Please visit our website for additional information about the Digestive Disease Center, its services and physicians.

www.DownstateGI.org